



**SURVEY OF
ACCOUNTING**

CARL S. WARREN • 7E

SURVEY OF ACCOUNTING

SEVENTH EDITION

CARL S. WARREN

Professor Emeritus of Accounting
University of Georgia, Athens



This is an electronic version of the print textbook. Due to electronic rights restrictions, some third party content may be suppressed. Editorial review has deemed that any suppressed content does not materially affect the overall learning experience. The publisher reserves the right to remove content from this title at any time if subsequent rights restrictions require it. For valuable information on pricing, previous editions, changes to current editions, and alternate formats, please visit www.cengage.com/highered to search by ISBN#, author, title, or keyword for materials in your areas of interest.

Survey of Accounting, Seventh Edition**Carl S. Warren**Vice President of Editorial, Business:
Jack W. Calhoun

Product Director: Rob Dewey

Sr. Product Manager: Matt Filimonov

Product Development Manager: Laura Ansara

Product Assistant: Alexandria Smiley

Marketing Director: Natalie King

Marketing Manager: Heather Mooney

Content Project Manager: Jana Lewis

Media Developer: Mark Hopkinson

Manufacturing Planner: Doug Wilke

Production Service: Cenveo® publisher services

Sr. Art Director: Stacy Jenkins Shirley

Internal Designer: Joe Devine/Craig Ramsdell

Cover Designer: Craig Ramsdell

Cover Image: ©Jean-Yves Bruel/Getty Images

Rights Acquisitions Specialist (Text and Photo):
Anne Sheroff

© 2015, 2013 South-Western, Cengage Learning

WCN: 02-200-203

ALL RIGHTS RESERVED. No part of this work covered by the copyright herein may be reproduced, transmitted, stored, or used in any form or by any means graphic, electronic, or mechanical, including but not limited to photocopying, recording, scanning, digitizing, taping, web distribution, information networks, or information storage and retrieval systems, except as permitted under Section 107 or 108 of the 1976 United States Copyright Act, without the prior written permission of the publisher.

Except where otherwise noted, all material in this text is © Cengage Learning.

For product information and technology assistance, contact us at
Cengage Learning Customer & Sales Support, 1-800-354-9706

For permission to use material from this text or product,
submit all requests online at **www.cengage.com/permissions**
Further permissions questions can be emailed to
permissionrequest@cengage.com

Library of Congress Control Number: 2013948430

ISBN-13: 978-1-285-18348-0

ISBN-10: 1-285-1-8348-7

Cengage Learning200 First Stamford Place, 4th Floor
Stamford, CT 06902
USA

Cengage Learning is a leading provider of customized learning solutions with office locations around the globe, including Singapore, the United Kingdom, Australia, Mexico, Brazil, and Japan. Locate your local office at: **www.cengage.com/global**

Cengage Learning products are represented in Canada by Nelson Education, Ltd.

To learn more about Cengage Learning Solutions, visit **www.cengage.com**Purchase any of our products at your local college store or at our preferred online store **www.cengagebrain.com**

Unless otherwise noted, all items © Cengage Learning.

PREFACE

Survey of Accounting, Seventh Edition, is designed for a one-term introductory accounting course. Written for students who have no prior knowledge of accounting, this text emphasizes how managers, investors, and other business stakeholders use accounting reports. It provides an overview of the basic topics in financial and managerial accounting, without the extraneous accounting principles topics that must be skipped or otherwise modified to fit into a one-term course.

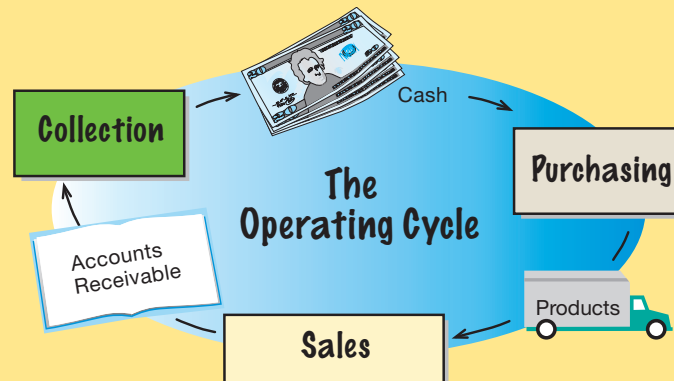
Hallmark Features

The seventh edition of this text continues to emphasize elements designed to help instructors and enhance the learning experience of students. These features include the following:

- **Integrated Financial Statement Framework** shows how transactions impact each of the three primary financial statements and stresses the integrated nature of accounting.
- **Infographic art** examples help students visualize important accounting concepts within the chapter.

The Operating Cycle

The operations of a merchandising business involve the purchase of merchandise for sale (purchasing), the sale of the products to customers (sales), and the receipt of cash from customers (collection). This overall process is referred to as the operating cycle. Thus, the operating cycle begins with spending cash, and it ends with receiving cash from customers. The operating cycle for a merchandising business is shown to the right. Operating cycles for retailers are usually shorter than they are for manufacturers because retailers purchase goods in a form ready for sale to the customer. Of course, some retailers will have



shorter operating cycles than others because of the nature of their products. For example, a jewelry store or an automobile dealer normally has a longer operating cycle than a consumer electronics store or a grocery store. Businesses with longer operating cycles normally have higher profit margins on their products than businesses with shorter operating cycles. For example, it is not unusual for jewelry stores to price their jewelry at 30%–50% above cost. In contrast, grocery stores operate on very small profit margins, often below 5%. Grocery stores make up the difference by selling their products more quickly.

- **Illustrative Problems** help students apply what they learn by walking them through problems that cover the most important concepts addressed within the chapter.

Illustrative Problem

McCollum Company, a furniture wholesaler, acquired new equipment at a cost of \$150,000 at the beginning of the fiscal year. The equipment has an estimated life of five years and an estimated residual value of \$12,000. Ellen McCollum, the president, has requested information regarding alternative depreciation methods.

Instructions

Determine the annual depreciation for each of the five years of estimated useful life of the equipment, the accumulated depreciation at the end of each year, and the book value of the equipment at the end of each year by (a) the straight-line method and (b) the double-declining-balance method.

Solution

	Year	Depreciation Expense	Accumulated Depreciation, End of Year	Book Value, End of Year
a.	1	\$27,600*	\$ 27,600	\$122,400
	2	27,600	55,200	94,800
	3	27,600	82,800	67,200
	4	27,600	110,400	39,600
	5	27,600	138,000	12,000
* $\$27,600 = (\$150,000 - \$12,000) \div 5$				
b.	1	\$60,000**	\$ 60,000	\$ 90,000
	2	36,000	96,000	54,000
	3	21,600	117,600	32,400
	4	12,960	130,560	19,440
	5	7,440***	138,000	12,000

** $\$60,000 = \$150,000 \times 40\%$

***The asset is not depreciated below the estimated residual value of \$12,000.

- **“Integrity, Objectivity, and Ethics in Business”** features describe real-world dilemmas, helping students apply accounting concepts within an ethical context, using integrity and objectivity.

Integrity, Objectivity, and Ethics in Business



WHERE'S THE BONUS?

Managers are often given bonuses based on reported earnings numbers. This can create a conflict. LIFO can improve the value of the company through lower taxes. However, in periods of rising costs (prices), LIFO also produces a lower earnings number and therefore lower management

bonuses. Ethically, managers should select accounting procedures that will maximize the value of the firm, rather than their own compensation. Compensation specialists can help avoid this ethical dilemma by adjusting the bonus plan for the accounting procedure differences.

- “**How Businesses Make Money**” vignettes emphasize practical ways in which businesses apply accounting concepts when generating profit strategies.

HOW BUSINESSES MAKE MONEY



WHAT IS A PRODUCT?

A product is often thought of in terms beyond just its physical attributes. For example, why a customer buys a product usually impacts how a business markets the product. Other considerations, such as warranty needs, servicing needs, and perceived quality, also affect business strategies.

Consider the four different types of products listed below. For these products, the frequency of purchase, the profit per unit, and the number of retailers differ. As a result, the sales and marketing approach for each product differs.

Product	Type of Product	Frequency of Purchase	Profit per Unit	Number of Retailers	Sales/Marketing Approach
Snickers®	Convenience	Often	Low	Many	Mass advertising
Sony® TV	Shopping	Occasional	Moderate	Many	Mass advertising; personal selling
Diamond ring	Specialty	Seldom	High	Few	Personal selling
Prearranged funeral	Unsought	Rare	High	Few	Aggressive selling

- The “**International Connections**” feature, in select chapters, highlights key differences between international accounting standards and U.S. GAAP.

International Connection



DEVELOPMENT COSTS UNDER IFRS

In the United States, research and development costs must be expensed in the period in which they are incurred. IFRS, however, allow certain development costs to be recorded as an asset if specific criteria are met. Included in the criteria are the technical feasibility of completing the development of the intangible asset and whether the company intends

to use or sell the asset. Whether development costs are recorded as an asset or expensed can have a significant impact on the financial statements. For example, **Nokia Corporation** reported €40 million of development costs as an asset on a recent balance sheet. [€ stands for the euro, the common currency of the European Economic Union.]

- **An attractive design** engages students and clearly presents the material. The Integrated Financial Statement Framework benefits from this pedagogically sound use of color, as each statement within the framework is shaded to reinforce the integrated nature of accounting.

Integrated Financial Statement (IFS) Approach

This framework clearly demonstrates the impact of transactions on the balance sheet, income statement, and the statement of cash flows and the corresponding relationship among these financial statements. The IFS framework moves the student from the simple to the complex and explains the how and why of financial statements.

Chapter 1 introduces students to this integration in the form of actual company financials from **The Hershey Company**, a well-known manufacturer of chocolates.

EXHIBIT 10
Integrated
Financial
Statements

The Hershey Company Balance Sheet December 31, 2012			
Assets	=	Liabilities	+ Stockholders' Equity
Cash \$ 728		·	·
·		·	·
·		·	\$5,028 Retained Earnings
<u>\$4,754</u>	=	<u>\$3,706</u>	+ <u>\$1,048</u>
		\$4,754 Total Liabilities + Stockholders' Equity	

The Hershey Company Statement of Cash Flows For the Year Ended Dec. 31, 2012	
Operating act.	\$1,095
Investing act.	(473)
Financing act.	(587)
Increase in cash	\$ 35
Cash, Jan. 1	693
Cash, Dec. 31	<u>\$ 728</u>

The Hershey Company Income Statement For the Year Ended Dec. 31, 2012	
Revenues	\$ 6,644
Expenses	<u>(5,983)</u>
Net income	<u>\$ 661</u>

The Hershey Company Retained Earnings Statement For the Year Ended Dec. 31, 2012	
Retained earnings, Jan. 1	\$4,708
Add: Net income	\$ 661
Less: Dividends	<u>(341)</u>
Retained earnings, Dec. 31	<u>\$5,028</u>

Chapter 2 begins with an example format of the integrated framework used throughout the financial chapters. Early in the course, students will gain a greater understanding of how important trends or events can impact a company's financial statements, which add valuable insight into the financial condition of a business.

Integrated Financial Statement Framework **EXHIBIT 1**

Statement of Cash Flows	Balance Sheet				Income Statement
	Assets	=	Liabilities +	Stockholders' Equity	
	Assets	=	Liabilities +	Capital Stock + Retained Earnings	
Transactions	XXX		XXX	XXX	XXX
	XXX		XXX	XXX	XXX

Statement of Cash Flows		INTEGRATED FINANCIAL STATEMENT FRAMEWORK	Income Statement	
+/- Operating activities	XXX		Revenues	XXX
+/- Investing activities	XXX		Expenses	<u>XXX</u>
+/- Financing activities	<u>XXX</u>		Net income or loss	<u>XXX</u>
Increase or decrease in cash	XXX			
Beginning cash	<u>XXX</u>			
Ending cash	<u>XXX</u>			

The primary focus in Chapter 2 is on cash transactions, which helps eliminate confusion for students who may have difficulty determining whether an event or transaction should be recorded.

Transaction (d)

During the first month of operations, Family Health Care earned patient fees of \$5,500, receiving the fees in cash.

The effects of this transaction on Family Health Care’s financial statements are recorded as follows:

1. Under the Statement of Cash Flows column, Cash from Operating activities is increased by \$5,500.
2. Under the Balance Sheet column, Cash under Assets is increased by \$5,500. To balance the accounting equation, Retained Earnings under Stockholders’ Equity is also increased by \$5,500.
3. Under the Income Statement column, Fees earned is increased by \$5,500.

This transaction illustrates an inflow of cash from operating activities by earning revenues (fees earned) of \$5,500. Retained Earnings is increased under Stockholders’ Equity by \$5,500 because fees earned contribute to net income and net income increases stockholders’ equity. Since fees earned are a type of revenue, Fees earned of \$5,500 is also entered under the Income Statement column.

The effects of this transaction on Family Health Care’s financial statements are shown below.

Statement of Cash Flows	Balance Sheet					Income Statement	
	Assets		=	Liabilities	Stockholders’ Equity		
	Cash	+ Land	=	Notes Payable	+ Capital Stock		+ Retained Earnings
Balances	4,000	12,000	=	10,000	6,000		
d. Fees earned	5,500					5,500	
Balances	9,500	12,000	=	10,000	6,000	5,500	
Statement of Cash Flows				Income Statement			
d. Operating	5,500			d. Fees earned	5,500		

Seventh Edition Changes and Enhancements

Financial Analysis

- A Financial Analysis section has been added to each of the financial accounting chapters (Chapters 1–8). Each financial analysis section describes common financial ratios and analyses and then uses real world companies to illustrate and interpret the results. For example, in Chapter 1, Apple Inc. and Dell Inc. are used to illustrate the computation and analysis of the rate of return on assets.
- The objective of the financial analysis section is to provide students meaningful insights into how financial statements are used in the real world. This, in turn, emphasizes the importance of understanding financial statements, their integrations, and interpretations.

- A separate end-of-chapter financial analysis section has also been added. This section extends the chapter discussion to a variety of real world companies. For example, in Chapter 1, FA 1-4 asks students to (1) think about how the rate of return on assets might differ for ExxonMobil, Coca-Cola, and Walmart; (2) compute the rate of return on assets for each company using recent financial statements; and (3) analyze the differences.
- New key terms have been added to reflect the additional content in the Financial Analysis sections.

Other Enhancements

- The “Activities” section of previous editions is now renamed “Cases,” which better reflects the scenario-based issues presented in these items. The Cases have been updated and refreshed.
- Designed for today’s students, the seventh edition’s new full-color design enhances the presentation of integrated financial statements, clarity of graphs and illustrations, and invites student engagement.
- This edition uses an innovative, high-impact writing style that emphasizes topics concisely and clearly. Direct sentences, concise paragraphs, numbered lists, and step-by-step calculations provide students with an easy-to-follow structure for learning accounting without sacrificing content or rigor.
- Instead of identifying specific years such as 2014, we have converted most year designations to 20Y1, 20Y2, 20Y3...20Y9. Using a date-neutral approach extends the 7th edition’s usefulness over a longer period. One exception is made in the discussion and illustration of Hershey Company’s financial statements in Chapter 1. This exception was made so that students and instructors could compare the chapter’s adapted illustration with Hershey’s actual financial statements, if so desired.
- All real-world company data have been updated including [The Hershey Company](#), [Home Depot](#), [Starbucks](#), and [Microsoft](#). All real-world company names are identified in blue boldface color font as shown in the preceding sentence. All other names, including individuals and companies, are fictitious, and any resemblance to existing individuals or companies is a coincidence.
- Company names, numerical data, and solutions to end-of-chapter exercises and problems have been extensively revised to create unique course content.

Technology

What is CengageNOW?

CengageNOW is an online **teaching and learning resource** that provides **more control in less time** and delivers **better student outcomes** – NOW. CengageNOW provides a more interactive way for students to read, study, and learn online.

What can CengageNOW™ do for me?

Learning accounting is often like learning a new language. Repetition and practice are crucial to the student learning process. CengageNOW allows students to learn concepts when and how they want – *accelerating their success!*

1. It **provides students** with a tool that enhances their learning process by supplying them with:
 - Resources that support their understanding of core concepts so they come to class prepared

- The right type and amount of feedback when they need it and resources to help them as they complete their homework
 - Assignments to help them go further and make connections between concepts and apply what they've learned to different scenarios
2. It provides **instructors** with a tool that allows them to:
- Easily manage your assignments and students
 - Achieve continuity and time savings term after term
 - Diagnose students' level of comprehension at any given point
 - Help you report on outcomes to accrediting bodies or internally to your institution

CengageNOW for Warren's *Survey of Accounting, 7e* is designed to help students learn more effectively by providing engaging resources at unique points in the learning process:

When to use it?	What to use?	How will it help?
Preparing for Class	Lecture Activities Animated Activities Experience Managerial Accounting Videos	Recall Understand
Completing Homework	Solutions Videos Enhanced Feedback	Apply
Going Further	Mastery Assignments Conceptual Conversions	Analyze Evaluate

Preparing for Class

CengageNOW helps you motivate students and prepare them for class with a host of resources. These resources were developed with visual learners and those that don't like to read textbooks in mind. Available in the Study Tools tab in CengageNOW, students may access these resources on demand. Each resource is fully assignable and gradable – great for **Flipping the Classroom!**

New Lecture Activities are available and correlate to each Learning Objective (LO). These Lecture Assignments review the material covered in each LO, giving students a way to review what is covered in each objective in a digestible video activity format so they come to class more prepared and ready to participate.

Animated Activities are available on a chapter-by-chapter basis. Animated Activities are assignable/gradable illustrations that visually explain and guide students through selected core topics. Each activity uses a realistic company example to illustrate how the concepts relate to the everyday activities of a business. After finishing the video, a student is expected to answer questions based on what they've seen. These activities offer excellent resources for students prior to coming to lecture and will especially appeal to visual learners.

For selected Managerial chapters, **Experience Managerial Accounting Videos** are available to show how real-world companies apply managerial topics in a day-to-day business setting.


By using these resources, you have a powerful suite of content to help you ensure students can familiarize themselves with content prior to coming to class – an excellent way to help you flip the classroom!

The screenshot shows a table titled "Calculation for Specific Identification Method" with columns for Transaction, Inventory Purchased, Inventory Sold, and Inventory on Hand. The table tracks inventory units and costs through several transactions in September. A yellow highlight is placed on the final row, which states: "The September 30th cost consisted of 90, \$12 units, 20, \$14 units, and 10, \$15 units." The total cost for the inventory on hand at the end of the month is \$1,540.

Transaction	Inventory Purchased	Inventory Sold	Inventory on Hand
Sept 15 Purchase #2	30 \$14 \$420		30 \$12 \$360 25 \$13 \$325 30 \$14 \$420 \$ 805
Sept 23 Purchase #3	45 \$15 \$675		30 \$12 \$360 25 \$13 \$325 30 \$14 \$420 45 \$15 \$675 \$ 1,540
Sept 30 Sell 50 units		10 \$12 \$120 20 \$13 \$260 10 \$14 \$140 10 \$15 \$150 \$ 670	0 \$12 \$ 0 5 \$13 \$ 65 20 \$14 \$280 35 \$15 \$525 \$ 870

Completing Homework

Students sometimes struggle with accounting homework. By using CengageNOW's powerful instructor tools you can fine-tune the amount of help that your students receive as they work on their homework. Help your students succeed by making the right amount of assistance available at the right time!



Solutions Videos are available for the most commonly assigned end-of-chapter assignments. *Linked only to algorithms*, Solutions Videos provide students with both a detailed walk-through of a similar problem and problem-solving strategies.

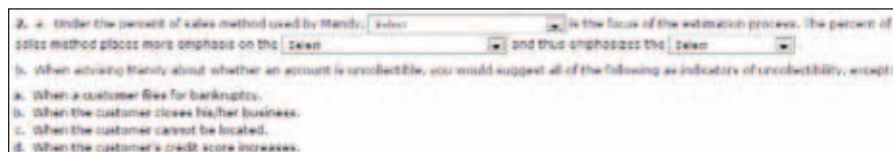
Enhanced feedback for each homework question! CengageNOW questions provide additional, immediate feedback so your students can learn as they go. In addition to showing students the fields they got correct or incorrect, written guidance is offered when students click on “Check My Work” within an assignment attempt. You have the ability to turn this assistance on or off in the assignment settings options.

Going Further

Mastering accounting includes making connections between concepts and asking students to apply what they’ve learned to different scenarios. CengageNOW has the tools that help you assess your students’ abilities in these key skill areas!

In CengageNOW, all of the special activities in Warren, *Survey of Accounting, 7th Edition* are available for you to assign to your students. These **Mastery Assignments** do more than test your students’ ability to recall, understand and apply. These assignments challenge your students to go further by demonstrating their ability to analyze and evaluate accounting information.

Conceptual Conversions are open-ended requirements from the end-of-chapter homework that have been converted into automatically gradable formats in CengageNOW. Now you can assess your students’ understanding of more conceptual, open-ended questions previously not available to assign in an online environment.



To view a demo of CengageNOW, please visit: www.cengage.com/digital/cnowdemo

Supplements for the Instructor

- **Product Companion Site** includes convenient downloads of the instructor supplements, including PowerPoint presentations, Instructor’s Manual, Solutions Manual, and Excel® template solutions. Log in at www.cengage.com/login.
- **Test Bank** For each chapter, the Test Bank includes true/false questions, multiple-choice questions, and problems. Each question is marked with a

difficulty level, chapter objective association, and a tie-in to standard course outcomes.

- **Cengage Learning Testing Powered by Cognero** is a flexible, online system that allows you to:
 - author, edit, and manage test bank content from multiple Cengage Learning solutions
 - create multiple test versions in an instant
 - deliver tests from your LMS, your classroom, or wherever you want.
- **PowerPoint® Presentation Slides** Included on the product companion site. Each presentation enhances lectures and simplifies class preparation.
- **Instructor Excel® Templates** This resource provides the solutions for the problems and exercises that have enhanced Excel® templates for students.
- **Instructor's Manual** Each chapter contains a number of resources designed to aid instructors as they prepare lectures, assign homework, and teach in the classroom.
- **Solutions Manual** The Solutions Manual contains answers to all exercises, problems, and cases that appear in the text. As always, the solutions are author-written and verified multiple times for numerical accuracy and consistency with the core text.

Acknowledgments

Many people deserve thanks for their contributions to this text over the past several editions. Kenneth Martin provided a thorough technical review. Jim Emig, Cathy Xanthaky Larson, and ANSR Source were diligent resources in their verification of end-of-chapter materials. The comments from the following reviewers also influenced recent editions of the text:

Sharon Agee, *Rollins College*

Tim Alzheimer, *Montana State University, Bozeman*

Scott R. Berube, *University of New Hampshire, Whittemore School of Business & Economics*

Jekabs Bikis, *Dallas Baptist University*

Jerold Braun, *Daytona State College*

Suzanne Lyn Cercone, *Keystone College*

H. Edward Gallatin, *Indiana State University*

Robert E. Holtfreter, *Central Washington University*

José Luis Hortensi, *Miami Dade College*

Daniel Kerch, *Pennsylvania Highlands Community College*

William J. Lavelle, *Ave Maria University*

Ann E. Martel, *Marquette University*

Edna C. Mitchell, *Polk State College*

Tami Park, *University of Great Falls*

Craig Pence, *Highland Community College*

Patricia G. Roshto, *University of Louisiana at Monroe*

Geeta Shankar, *University of Dayton*

Alice Sineath, *Forsyth Technical Community College*

Hans Sprohge, *Wright State University*

Gary Volk, *Wayne State College*

Your comments and suggestions as you use this text are sincerely appreciated.

Carl S. Warren

ABOUT THE AUTHOR



Carl S. Warren

Dr. Carl S. Warren is Professor Emeritus of Accounting at the University of Georgia, Athens. For over twenty-five years, Professor Warren has taught all levels of accounting classes. In recent years, Professor Warren has focused his teaching efforts on principles of accounting and auditing courses. Professor Warren has taught classes at the University of Iowa, Michigan State University, and University of Chicago. Professor Warren received his doctorate degree (PhD) from Michigan State University and his undergraduate (BBA) and master's (MA) degrees from the University of Iowa. During his career, Professor Warren published numerous articles in professional journals, including *The Accounting Review*, *Journal of Accounting Research*, *Journal of Accountancy*, *The CPA Journal*, and *Auditing: A Journal of Practice & Theory*. Professor Warren's outside interests include handball, skiing, hiking, fly-fishing, and golf. Professor Warren also spends time backpacking U.S. national parks (Yellowstone and the Grand Canyon), playing with his grandchildren, and riding ATVs and motorcycles.

BRIEF CONTENTS

Chapter 1	The Role of Accounting in Business.....	1
Chapter 2	Basic Accounting Concepts.....	43
Chapter 3	Accrual Accounting Concepts	81
Chapter 4	Accounting for Merchandising Businesses	131
Chapter 5	Sarbanes-Oxley, Internal Control, and Cash	175
Chapter 6	Receivables and Inventories	215
Chapter 7	Fixed Assets and Intangible Assets.....	253
Chapter 8	Liabilities and Stockholders' Equity	285
Chapter 9	Financial Statement Analysis	325
Chapter 10	Accounting Systems for Manufacturing Businesses.....	371
Chapter 11	Cost Behavior and Cost-Volume-Profit Analysis.....	431
Chapter 12	Differential Analysis and Product Pricing.....	475
Chapter 13	Budgeting and Standard Cost Systems.....	513
Chapter 14	Performance Evaluation for Decentralized Operations.....	579
Chapter 15	Capital Investment Analysis	619
Appendix A	Double-Entry Accounting Systems.....	653
Appendix B	Process Cost Systems.....	668
	Glossary	683
	Subject Index	693
	Company Index	699

CONTENTS

Preface iii
About the Author xii

Chapter 1 The Role of Accounting in Business 1

Nature of Business and Accounting 2

Types of Businesses 2
Forms of Business 2
How Do Businesses Make Money? 3
Business Stakeholders 5

Business Activities 7

Financing Activities 7
Investing Activities 8
Operating Activities 8

What Is Accounting and Its Role in Business? 9

Financial Statements 10

Income Statement 11
Retained Earnings Statement 12
Balance Sheet 13
Statement of Cash Flows 13
Integrated Financial Statements 15

Accounting Concepts 17

Business Entity Concept 18
Cost Concept 18
Going Concern Concept 19
Matching Concept 19
Objectivity Concept 19
Unit of Measure Concept 20
Adequate Disclosure Concept 20
Accounting Period Concept 20
Responsible Reporting 20

Financial Analysis: Rate of Return on Assets 22

Chapter 2 Basic Accounting Concepts 43

Elements of an Accounting System 44

Rules 44
Framework 44
Controls 45

Recording a Corporation's First Period of Operations 47

Transaction (a) 47
Transaction (b) 48
Transaction (c) 48
Transaction (d) 49
Transaction (e) 50
Transaction (f) 50

Financial Statements for a Corporation's First Period of Operations 53

Income Statement 54
Retained Earnings Statement 54
Balance Sheet 55
Statement of Cash Flows 56
Integration of Financial Statements 56

Recording a Corporation's Second Period of Operations 57

Financial Statements for a Corporation's Second Period of Operations 58

Income Statement 58
Retained Earnings Statement 58
Balance Sheet 59
Statement of Cash Flows 60
Integration of Financial Statements 60

Financial Analysis: Common-Sized Income Statements 61

Chapter 3 Accrual Accounting Concepts 81

Basic Accrual Accounting Concepts, Including the Matching Concept 82

Using Accrual Concepts of Accounting for Family Health Care's November Transactions 83

Transaction (a) 84
Transaction (b) 85
Transaction (c) 85
Transaction (d) 86
Transaction (e) 86
Transaction (f) 87
Transaction (g) 87
Transaction (h) 88

- Transaction (i) 88
- Transaction (j) 89
- Transaction (k) 89
- Transaction (l) 90

The Adjustment Process 90

- Deferrals and Accruals 91
- Adjustments for Family Health Care 92
- Adjustment 1 93
- Adjustment 2 93
- Adjustment 3 94
- Adjustment 4 95
- Adjustment 5 95
- Adjustment 6 96

Financial Statements 96

- Income Statement 97
- Retained Earnings Statement 98
- Balance Sheet 98
- Statement of Cash Flows 101
- Integration of Financial Statements 102

Accrual and Cash Bases of Accounting 102

- Using the Cash Basis of Accounting 103
- Using the Accrual Basis of Accounting 103
- Cash and Accrual Bases of Accounting 103
- Importance of Accrual Basis of Accounting 104
- The Accounting Cycle for the Accrual Basis of Accounting 105

Financial Analysis: Working Capital, Current Ratio, and Quick Ratio 105

Appendix 106

Chapter 4 Accounting for Merchandising Businesses 131

Merchandise Operations 132

Financial Statements for a Merchandising Business 133

- Multiple-Step Income Statement 133
- Revenue from Sales 134
- Cost of Merchandise Sold 135
- Gross Profit 137
- Income from Operations 137
- Other Income and Expense 137
- Single-Step Income Statement 138
- Retained Earnings Statement 138
- Balance Sheet 138
- Statement of Cash Flows 140

Sales Transactions 141

- Sales 141
- Sales Discounts 142
- Sales Returns and Allowances 144

Purchase Transactions 145

- Purchases Discounts 145
- Purchases Returns and Allowances 146

Freight and Sales Taxes 147

- Freight 147
- Sales Taxes 148

Dual Nature of Merchandise Transactions 149

Merchandise Shrinkage 151

Financial Analysis: Gross Profit Percent, Average Markup Percent, and Ratio of Sales to Assets 152

- Gross Profit Percent and Average Markup Percent 152
- Ratio of Sales to Assets 153

Appendix 153

- Cash Flows from Operating Activities 154
- Cash Flows Used for Investing Activities 156
- Cash Flows Used for Financing Activities 156

Chapter 5 Sarbanes-Oxley, Internal Control, and Cash 175

Sarbanes-Oxley Act 176

Internal Control 177

- Objectives of Internal Control 177
- Elements of Internal Control 178
- Control Environment 178
- Risk Assessment 179
- Control Procedures 179
- Monitoring 181
- Information and Communication 182
- Limitations of Internal Control 182

Cash Controls Over Receipts and Payments 183

- Control of Cash Receipts 183
- Control of Cash Payments 186

Bank Accounts 186

- Bank Statement 187
- Using the Bank Statement as a Control Over Cash 189

Bank Reconciliation 190

Special-Purpose Cash Funds 193

Financial Statement Reporting of Cash 195

Financial Analysis: Ratio of Cash to Monthly Cash Expenses 196

Chapter 6 Receivables and Inventories 215

Classification of Receivables 216

- Accounts Receivable 216
- Notes Receivable 216
- Other Receivables 218

Uncollectible Receivables 218

Direct Write-Off Method for Uncollectible Accounts 219

Allowance Method for Uncollectible Accounts 220

- Write-Offs to the Allowance Account 221
- Estimating Uncollectibles 222

Inventory Classification for Merchandisers and Manufacturers 226

Inventory Cost Flow Assumptions 228

Comparing Inventory Costing Methods 231

- Use of the First-In, First-Out (FIFO) Method 231
- Use of the Last-In, First-Out (LIFO) Method 231
- Use of the Average Cost Method 233

Reporting Receivables and Inventory 233

- Receivables 233
- Inventory 234

Financial Analysis: Accounts Receivable and Inventory Turnover 235

- Accounts Receivable Turnover 236
- Inventory Turnover 236

Chapter **7** **Fixed Assets and Intangible Assets 253**

Nature of Fixed Assets 254

- Classifying Costs 254
- The Cost of Fixed Assets 255
- Capital and Revenue Expenditures 256

Accounting for Depreciation 258

- Factors in Computing Depreciation Expense 258
- Straight-Line Method 259
- Double-Declining-Balance Method 260
- Comparing Depreciation Methods 261
- Depreciation for Federal Income Tax 262

Disposal of Fixed Assets 263

- Discarding Fixed Assets 263
- Selling Fixed Assets 264

Natural Resources 265

Intangible Assets 266

- Patents 267
- Copyrights and Trademarks 267
- Goodwill 268

Financial Reporting for Fixed Assets and Intangible Assets 270

Financial Analysis: Fixed Asset Turnover 272

Chapter **8** **Liabilities and Stockholders' Equity 285**

Financing Operations 286

Liabilities 286

- Current Liabilities 286
- Notes Payable 286
- Income Taxes 287
- Contingent Liabilities 290
- Payroll 291

Bonds 293

Stock 296

- Common and Preferred Stock 296
- Issuance of Stock 297
- Reacquired Stock 298

Dividends 298

- Cash Dividends 298
- Stock Dividends 300

Stock Splits 300

Reporting Liabilities and Stockholders' Equity 301

Earnings per Share 303

Financial Analysis: Ratio of Liabilities to Total Assets and Price-Earnings Ratio 305

- Ratio of Liabilities to Total Assets 305
- Price-Earnings Ratio 306

Chapter **9** **Financial Statement Analysis 325**

Basic Analytical Methods 326

- Horizontal Analysis 326
- Vertical Analysis 328
- Common-Sized Statements 330
- Other Analytical Measures 330

Liquidity and Solvency Analysis 331

- Current Position Analysis 331
- Accounts Receivable Analysis 333
- Inventory Analysis 335
- Ratio of Fixed Assets to Long-Term Liabilities 336
- Ratio of Liabilities to Stockholders' Equity 337
- Number of Times Interest Charges Earned 337

Profitability Analysis 338

- Ratio of Net Sales to Assets 338
- Rate Earned on Total Assets 339
- Rate Earned on Stockholders' Equity 339
- Rate Earned on Common Stockholders' Equity 340
- Earnings per Share on Common Stock 341
- Price-Earnings Ratio 342
- Dividends per Share 343
- Dividend Yield 343
- Summary of Analytical Measures 344

Corporate Annual Reports 345

- Management's Discussion and Analysis 345

Report on Internal Control 346
 Report on Fairness of the Financial Statements 347

Appendix 347

Discontinued Operations 347
 Extraordinary Items 348
 Reporting Earnings per Share 348

Chapter 10 Accounting Systems for Manufacturing Businesses 371

Financial and Managerial Accounting 372

Nature of Manufacturing Businesses 373

Manufacturing Cost Terms 373

Direct Materials Cost 374
 Direct Labor Cost 374
 Factory Overhead Cost 375
 Prime Costs and Conversion Costs 375
 Product Costs and Period Costs 376

Cost Accounting System Overview 377

Job Order Cost Systems for Manufacturing Businesses 378

Materials 379
 Factory Labor 381
 Factory Overhead Cost 383
 Work in Process 387
 Finished Goods 388
 Sales and Cost of Goods Sold 388
 Period Costs 389
 Summary of Cost Flows for Quixote Guitars 390

Job Order Costing for Decision Making 390

Job Order Cost Systems for Service Businesses 393

Just-in-Time Practices 393

Reducing Inventory 395
 Reducing Lead Times 395
 Reducing Setup Time 396
 Emphasizing Product-Oriented Layout 396
 Emphasizing Employee Involvement 397
 Emphasizing Pull Manufacturing 398
 Emphasizing Zero Defects 398
 Emphasizing Supply Chain Management 398

Activity-Based Costing 399

Chapter 11 Cost Behavior and Cost-Volume-Profit Analysis 431

Cost Behavior 432

Variable Costs 432
 Fixed Costs 433

Mixed Costs 434
 Summary of Cost Behavior Concepts 437

Cost-Volume-Profit Relationships 437

Contribution Margin 437
 Contribution Margin Ratio 438
 Unit Contribution Margin 439

Mathematical Approach to Cost-Volume-Profit Analysis 440

Break-Even Point 440
 Target Profit 444

Graphic Approach to Cost-Volume-Profit Analysis 446

Cost-Volume-Profit (Break-Even) Chart 446
 Profit-Volume Chart 448
 Use of Computers in Cost-Volume-Profit Analysis 450
 Assumptions of Cost-Volume-Profit Analysis 450

Special Cost-Volume-Profit Relationships 452

Sales Mix Considerations 452
 Operating Leverage 453
 Margin of Safety 455

Chapter 12 Differential Analysis and Product Pricing 475

Differential Analysis 476

Lease or Sell 477
 Discontinue a Segment or Product 479
 Make or Buy 480
 Replace Equipment 482
 Process or Sell 483
 Accept Business at a Special Price 484

Setting Normal Product Selling Prices 485

Total Cost Concept 486
 Product Cost Concept 488
 Variable Cost Concept 490
 Choosing a Cost-Plus Approach Cost Concept 492
 Activity-Based Costing 492
 Target Costing 493

Production Bottlenecks, Pricing, and Profits 494

Production Bottlenecks and Profits 494
 Production Bottlenecks and Pricing 495

Chapter 13 Budgeting and Standard Cost Systems 513

Nature and Objectives of Budgeting 514

Objectives of Budgeting 514
 Human Behavior and Budgeting 515

Contents

Budgeting Systems 516
Computerized Budgeting Systems 519

Master Budget 520

Income Statement Budgets 522
Budgeted Income Statement 528
Balance Sheet Budgets 529
Budgeted Balance Sheet 533

Standards 533

Setting Standards 533
Types of Standards 534
Reviewing and Revising Standards 534
Criticisms of Standard Costs 535

Budgetary Performance Evaluation 535

Budget Performance Report 536
Manufacturing Cost Variances 537

Direct Materials and Direct Labor Variances 538

Direct Materials Variances 538
Direct Labor Variances 541

Nonfinancial Performance Measures 544

Appendix 545

The Factory Overhead Flexible Budget 545
Variable Factory Overhead Controllable Variance 547
Fixed Factory Overhead Volume Variance 548
Reporting Factory Overhead Variances 550
Factory Overhead Account 550

Chapter 14 Performance Evaluation for Decentralized Operations 579

Centralized and Decentralized Operations 580

Advantages of Decentralization 580
Disadvantages of Decentralization 580
Responsibility Accounting 581

Responsibility Accounting for Cost Centers 581

Responsibility Accounting for Profit Centers 583

Service Department Charges 583
Profit Center Reporting 586

Responsibility Accounting for Investment Centers 587

Rate of Return on Investment 588
Residual Income 591
The Balanced Scorecard 593

Transfer Pricing 595

Market Price Approach 596
Negotiated Price Approach 596
Cost Price Approach 599

Chapter 15 Capital Investment Analysis 619

Nature of Capital Investment Analysis 620

Methods Not Using Present Values 620

Average Rate of Return Method 620
Cash Payback Method 622

Methods Using Present Values 623

Present Value Concepts 623

Factors That Complicate Capital Investment Analysis 631

Income Tax 632
Unequal Proposal Lives 632
Lease Versus Capital Investment 633
Uncertainty 634
Changes in Price Levels 634
Qualitative Considerations 634

Capital Rationing 635

Appendix A: Double-Entry Accounting Systems 653

Rules of Debit and Credit 654

The Journal 655

Illustration of Double-Entry Accounting 656

Posting to the Ledger 657

Trial Balance and Financial Statements 658

Review of Double-Entry Accounting 659

Appendix B: Process Cost Systems 668

Comparing Job Order and Process Cost Systems 668

Cost Flows for a Process Manufacturer 670

Weighted Average Cost Method 672

Determining Costs Using the Weighted Average Cost Method 672
The Cost of Production Report 674

Cost Flows for a Process Cost System 674

Using the Cost of Production Report for Decision Making 676

Soda Butte Beverage Company 676
Yield 677

Glossary 683

Subject Index 693

Company Index 699

CHAPTER 1

The Role of Accounting in Business

LEARNING OBJECTIVES

After studying this chapter, you should be able to:

- Obj | 1 Describe the types and forms of businesses, how businesses make money, and business stakeholders.
- Obj | 2 Describe the three business activities of financing, investing, and operating.
- Obj | 3 Define accounting and describe its role in business.
- Obj | 4 Describe and illustrate the basic financial statements and how they interrelate.
- Obj | 5 Describe eight accounting concepts underlying financial reporting.
- Obj | 6 Financial Analysis: Describe and illustrate how the rate of return on assets can be used to analyze and assess a company's financial performance.

LinkedIn

How much are you willing to pay for stock of a company that has never been traded on a public market? Investors must come up with an answer to this question for companies that offer stock to the public for the first time, which is called an *initial public offering*.

In the United States, before such companies can offer stock for sale, they must file a prospectus (Form S-1) with the Securities and Exchange Commission. The prospectus includes background information on the company, including its business strategy and the range of prices that the stock is expected to sell for in the market. Also included in the prospectus are the company's financial statements for the past three years.

Recently, **LinkedIn Corporation** offered its stock for sale to the public. LinkedIn is the world's largest professional network on the Internet with more than 100 million members in over 200 countries. Members join the network free of cost and are able to create and manage their professional identity online. LinkedIn generates its revenues by offering premium services to its

members and by selling services such as hiring and marketing solutions to businesses and professional organizations.

In its prospectus filed with the Securities and Exchange Commission, LinkedIn indicated that it anticipated a price for its stock of between \$42.00 and \$45.00 per share. On the first day the stock was publicly traded, LinkedIn's stock rose to a high of \$122.70, more than two and a half times its highest anticipated price of \$45.00.

Is LinkedIn's stock really worth \$122.70 per share? To answer this question, investors examined LinkedIn's stock prospectus and will monitor its financial condition and performance over time. LinkedIn's current and future financial statements will be an important input into investors' valuation of LinkedIn.

In this chapter, the nature, types, and activities of businesses, such as LinkedIn, are described and illustrated. In addition, the role of accounting in business, including financial statements, basic accounting concepts, and how to use financial statements to evaluate a business's performance, is also described and illustrated.

Obj | 1

Describe the types and forms of businesses, how businesses make money, and business stakeholders.



Roughly eight out of every ten workers in the United States are service providers.

Nature of Business and Accounting

A **business**¹ is an organization in which basic resources (inputs), such as materials and labor, are assembled and processed to provide goods or services (outputs) to customers. Businesses come in all sizes, from a local coffee house to **Starbucks**, which sells almost \$11 billion of coffee and related products each year.

The objective of most businesses is to earn a profit. **Profit** is the difference between the amounts received from customers for goods or services and the amounts paid for the inputs used to provide the goods or services. In this text, we focus on businesses operating to earn a profit. However, many of the same concepts and principles also apply to not-for-profit organizations such as hospitals, churches, and government agencies.

Types of Businesses

Three types of businesses operated for profit include service, merchandising, and manufacturing businesses. Each type of business and some examples are described below.

Service businesses provide services rather than products to customers.

Delta Air Lines (transportation services)

The Walt Disney Company (entertainment services)

Merchandising businesses sell products they purchase from other businesses to customers.

Walmart (general merchandise)

Amazon.com (books, music, videos)

Manufacturing businesses change basic inputs into products that are sold to customers.

General Motors Corporation (cars, trucks, vans)

Dell Inc. (personal computers)

Forms of Business

A business is normally organized in one of the following four forms:

- proprietorship
- partnership
- corporation
- limited liability company

A **proprietorship** is owned by one individual. More than 70% of the businesses in the United States are organized as proprietorships. The frequency of this form is due to the ease and low cost of organizing. The primary disadvantage of proprietorships is that the financial resources are limited to the individual owner's resources. In addition, the owner has unlimited liability to creditors for the debts of the company.

A **partnership** is owned by two or more individuals. About 10% of the businesses in the United States are organized as partnerships. Like a proprietorship, a partnership may outgrow the financial resources of its owners. Also, the partners have unlimited liability to creditors for the debts of the company.

1. A complete glossary of terms appears at the end of the text.

A **corporation** is organized under state or federal statutes as a separate legal entity. The ownership of a corporation is divided into shares of stock. A corporation issues the stock to individuals or other companies, who then become owners or stockholders of the corporation. A primary advantage of the corporate form is the ability to obtain large amounts of resources by issuing shares of stock. In addition, the stockholders' liability to creditors for the debts of the company is limited to their investment in the corporation.

A **limited liability company (LLC)** combines attributes of a partnership and a corporation. The primary advantage of the limited liability company form is that it operates similar to a partnership, but its owners' (or members') liability for the debts of the company is limited to their investment.

In addition to the ease of formation, ability to raise capital, and liability for the debts of the business, other factors such as taxes and legal life of the business should be considered when forming a business. For example, corporations are taxed as separate legal entities, while the income of sole proprietorships, partnerships, and limited liability companies is passed through to the owners and taxed on the owners' tax returns. As separate legal entities, corporations also continue on, regardless of the lives of the individual owners. In contrast, sole proprietorships, partnerships, and limited liability companies may terminate their existence with the death of an individual owner.

The characteristics of sole proprietorships, partnerships, corporations, and limited liability companies are summarized below.



Many professional practices such as lawyers, doctors, and accountants are organized as limited liability companies.

Organizational Form	Ease of Formation	Legal Liability	Taxation	Limitation on Life of Entity	Access to Capital
Proprietorship	Simple	No limitation	Nontaxable (pass-through) entity	Yes	Limited
Partnership	Simple	No limitation	Nontaxable (pass-through) entity	Yes	Average
Corporation	Complex	Limited liability	Taxable entity	No	Extensive
Limited Liability Company	Moderate	Limited liability	Nontaxable (pass-through) entity by election	Yes	Average

The three types of businesses we discussed earlier—manufacturing, merchandising, and service—may be proprietorships, partnerships, corporations, or limited liability companies. However, businesses that require a large amount of resources, such as many manufacturing businesses, are corporations. Likewise, most large retailers such as **Walmart**, **Sears**, and **JCPenney** are corporations.

Because most large businesses are corporations, they tend to dominate the economic activity in the United States. For this reason, this text focuses on the corporate form of organization. However, many of the concepts and principles discussed also apply to proprietorships, partnerships, and limited liability companies.

How Do Businesses Make Money?

The objective of a business is to earn a profit by providing goods or services to customers. How does a company decide which products or services to offer its customers? Many factors influence this decision. Ultimately, however, the decision is based on how the company plans to gain an advantage over its competitors and, in doing so, maximize its profits.

Companies try to maximize their profits by generating high revenues while maintaining low costs, which results in high profits. However, a company's competitors are also trying to do the same, and thus, a company can only maximize its profits by gaining an advantage over its competitors.

Generally, companies gain an advantage over their competitors by using one of the following two strategies:

- A **low-cost strategy**, where a company designs and produces products or services at a lower cost than its competitors. Such companies often sell no-frills, standardized products and services.
- A **premium-price strategy**, where a company tries to design and produce products or services that serve unique market needs, allowing it to charge premium prices. Such companies often design and market their products so that customers perceive their products or services as having a unique quality, reliability, or image.

Walmart and **Southwest Airlines** are examples of companies using a low-cost strategy. **John Deere**, **Tommy Hilfiger**, and **BMW** are examples of companies using a premium-price strategy.

Since business is highly competitive, it is difficult for a company to sustain a competitive advantage over time. For example, a competitor of a company using a low-cost strategy may copy the company's low-cost methods or develop new methods that achieve even lower costs. Likewise, a competitor of a company using a premium-price strategy may develop products that are perceived as more desirable by customers.

Examples of companies utilizing low-cost and premium-price strategies include:

- Local pharmacies who develop personalized relationships with their customers. By doing so, they are able to charge premium (higher) prices. In contrast, Walmart's pharmacies use the low-cost emphasis and compete on cost.
- Grocery stores such as **Kroger** and **Safeway** develop relationships with their customers by issuing preferred customer cards. These cards allow the stores to track consumer preferences and buying habits for use in purchasing and advertising campaigns.
- **Honda** promotes the reliability and quality ratings of its automobiles and thus charges premium prices. Similarly, **Volvo** promotes the safety characteristics of its automobiles. In contrast, **Kia** uses a low-cost strategy.
- **Harley-Davidson** emphasizes that its motorcycles are "Made in America" and promotes its "rebel" image as a means of charging higher prices than its competitors **Honda**, **Yamaha**, or **Suzuki**.

Companies sometimes struggle to find a competitive advantage. For example, **JCPenney** and **Sears** have difficulty competing on low costs against **Walmart**, **Kohl's**, **T.J. Maxx**, and **Target**. At the same time, JCPenney and Sears have difficulty charging premium prices against competitors such as **The Gap**, **Eddie Bauer**, and **Talbot's**. Likewise, **Delta Air Lines** and **United Airlines** have difficulty competing against low-cost airlines such as **Southwest**. At the same time, Delta and United don't offer any unique services for which their passengers are willing to pay a premium price.

Exhibit 1 summarizes low-cost and premium-price strategies with common examples of companies that employ each strategy.

EXHIBIT 1 Business Strategies and Industries

Business Strategy	Industry					
	Airline	Freight	Automotive	Retail	Financial Services	Hotel
Low cost	Southwest	Union Pacific	Hyundai	Sam's Club	Ameritrade	Super 8
Premium price	Virgin Atlantic	FedEx	BMW	Talbot's	Morgan Stanley	Ritz-Carlton

Business Stakeholders

A **business stakeholder** is a person or entity with an interest in the economic performance and well-being of a company. For example, owners, suppliers, customers, and employees are all stakeholders in a company.

Business stakeholders can be classified into one of the four categories illustrated in Exhibit 2.

EXHIBIT 2 Business Stakeholders

Business Stakeholder	Interest in the Business	Examples
Capital market stakeholders	Providers of major financing for the business	Banks, owners, stockholders
Product or service market stakeholders	Buyers of products or services and vendors to the business	Customers and suppliers
Government stakeholders	Collect taxes and fees from the business and its employees	Federal, state, and city governments
Internal stakeholders	Individuals employed by the business	Employees and managers

Capital market stakeholders provide the financing for a company to begin and continue its operations. Banks and other long-term creditors have an economic interest in receiving the amount loaned plus interest. Owners want to maximize the economic value of their investments.

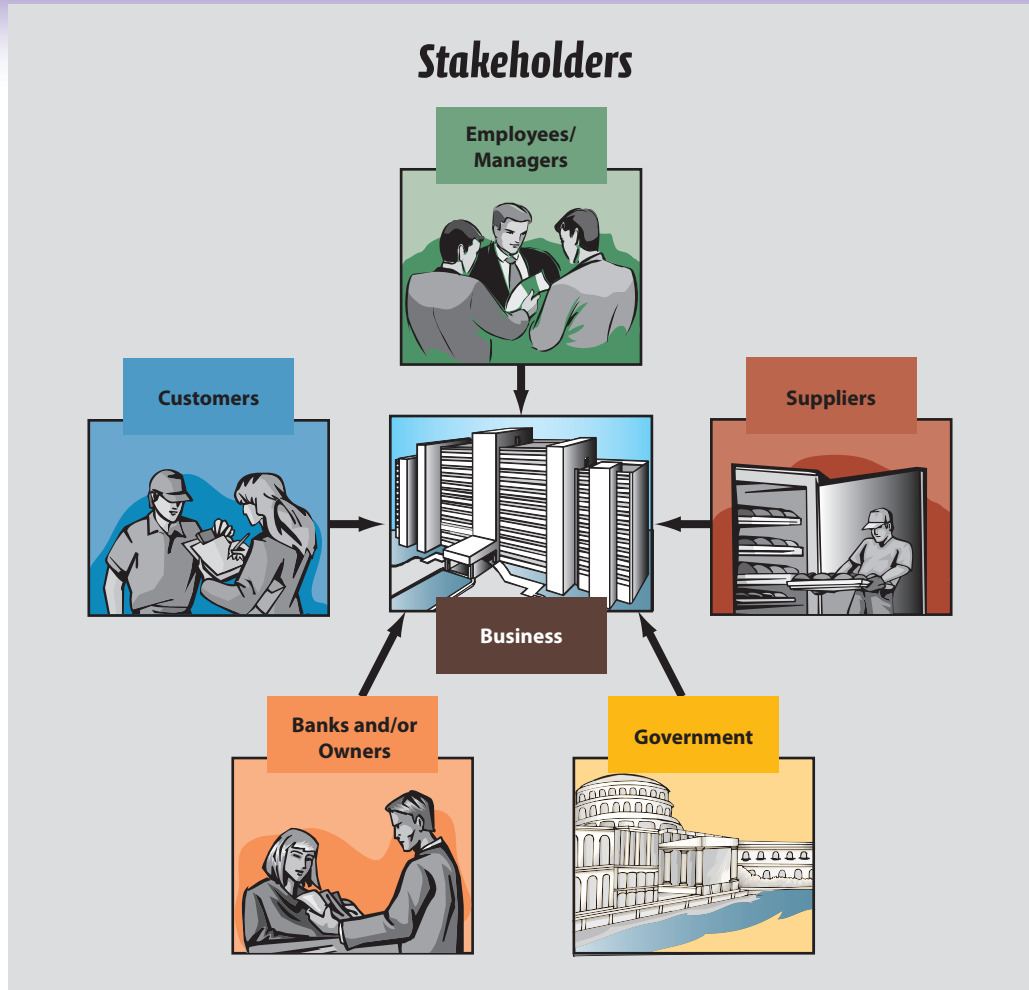
Product or service market stakeholders purchase the company's products or services or sell their products or services to the company. Customers have an economic interest in the continued success of the company. For example, customers who purchase advance tickets on [Delta Air Lines](#) are depending on Delta continuing in business. Likewise, suppliers depend on continued success of their customers. For example, if a customer fails or cuts back on purchases, the supplier's business will also decline.

Government stakeholders such as federal, state, county, and city governments collect taxes from companies. The better a company does, the more taxes the government collects. In addition, workers who are laid off by a company can file claims for unemployment compensation, which results in a financial burden for the state and federal governments.

Internal stakeholders such as managers and employees depend upon the continued success of the company for keeping their jobs. Managers of companies that perform poorly are often fired by the owners. Likewise, during economic downturns companies often lay off workers. Stakeholders are illustrated in Exhibit 3.

EXHIBIT 3

Business Stakeholders



Integrity, Objectivity, and Ethics in Business



THE HERSHEY TRUST COMPANY

Milton Snavely Hershey founded **The Hershey Company** after serving as a candy apprentice in Philadelphia, running a failing candy shop, and finally succeeding at caramel making. Milton started The Hershey Company in the early 1900s after selling his caramel company.

Milton and his wife, Catherine, couldn't have children, and in 1909, they created the Milton Hershey School. After Catherine's death, Milton willed virtually his entire fortune, including his interest in The Hershey Company, to the School. Today, the School provides free



© Finbarr Webster/Alamy

education, meals, clothing, health care, and a home to almost 2,000 children in financial and social need. The School is run by The Hershey Trust Company, which is the largest shareholder of The Hershey Company.

A public uproar was created in 2002 when the trustees of The Hershey Trust Company tried to sell their controlling stock interest in The Hershey Company. As a result

of the public outcry, the majority of the trustees were forced to resign.

Source: Adapted from www.thehersheycompany.com.

Business Activities

Obj | 2

Describe the three business activities of financing, investing, and operating.

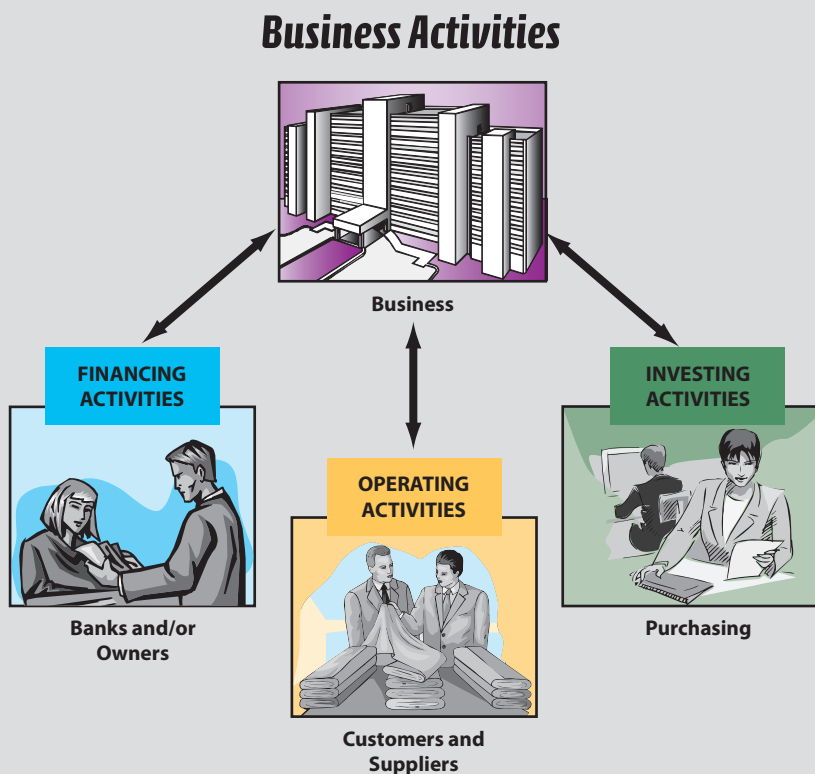
All companies engage in the following three business activities:

- **Financing activities** to obtain the necessary funds (monies) to organize and operate the company
- **Investing activities** to obtain assets such as buildings and equipment to begin and operate the company
- **Operating activities** to earn revenues and profits

The preceding business activities are illustrated in Exhibit 4.

EXHIBIT 4

Business Activities



Financing Activities

Financing activities involve obtaining funds to begin and operate a business. Companies obtain financing through the use of capital markets by:

- borrowing
- issuing shares of ownership

When a company borrows money, it incurs a liability. A **liability** is a legal obligation to repay the amount borrowed according to the terms of the borrowing agreement. When a company borrows from a vendor or supplier, the liability is



On a recent balance sheet **Google** reported total liabilities of \$14,429 million, of which \$7,148 million were accounts payable.

called an **account payable**. In such cases, the company promises to pay according to the terms set by the vendor or supplier. Most vendors and suppliers require payment within a relatively short time, such as 30 days.

A company may also borrow money by issuing bonds. *Bonds* are sold to investors and require repayment normally with interest. The amount of the bonds, called the *face value*, usually requires repayment several years in the future. Thus, bonds are a form of long-term financing. The interest on the bonds, however, is normally paid semiannually. Bond obligations are reported as **bonds payable**, and any interest that is due is reported as **interest payable**.

Many companies borrow by issuing notes payable. A **note payable** requires payment of the amount borrowed plus interest. Notes payable are similar to bonds except that they may be issued on a short-term or long-term basis.

A company may finance its operations by issuing shares of ownership. For a corporation, shares of ownership are issued in the form of shares of stock. Although corporations may issue a variety of different types of stock, the basic type of stock issued to owners is called **common stock**. The term **capital stock** refers to all the types of stock a corporation may issue.² Investors who purchase the stock are referred to as **stockholders**.

The claims of creditors and stockholders on the assets of a corporation are different. **Assets** are the resources owned by a corporation (company). Creditors have first claim on the company's assets. Only after the creditors' claims are satisfied do the stockholders have a right to the corporate assets.

Creditors normally receive timely payments, which may include interest. In contrast, stockholders are not entitled to regular payments. However, many corporations distribute earnings to stockholders on a regular basis. These distributions of earnings to stockholders are called **dividends**.



Microsoft is currently paying \$0.92 per share for dividends on its common stock, which with a market price of \$35.00 yields a return of 2.6% ($\$0.92 \div \35.00).

Investing Activities

Investing activities involve using the company's assets to obtain additional assets to start and operate the business. Depending upon the nature of the business, a variety of different assets must be acquired.

Most businesses need assets such as machinery, buildings, computers, office furnishings, trucks, and automobiles. These assets have physical characteristics and as such are **tangible assets**. Long-term tangible assets such as machinery, buildings, and land are normally reported separately as "Property, plant, and equipment." Short-term tangible assets such as cash and inventories are reported separately.

A business may also need **intangible assets**. For example, a business may obtain patent rights to use in manufacturing a product. Long-term assets such as patents, goodwill, and copyrights are reported separately as intangible assets.

A company may also prepay for items such as insurance or rent. Such items, which are assets until they are consumed, are reported as **prepaid expenses**. In addition, rights to payments from customers who purchase merchandise or services on credit are reported as **accounts receivable**.



On a recent balance sheet, **Apple** reported goodwill and other intangible assets of over \$5 billion.

Operating Activities

Operating activities involve using assets to earn revenues and profits. The management of a company does this by implementing one of the business strategies discussed earlier.

2. Types of stock are discussed in Chapter 8, "Liabilities and Stockholders' Equity."

Revenue is the increase in assets from selling products or services. Revenues are normally identified according to their source. For example, revenues received from selling products are called **sales**. Revenues received from providing services are called **fees earned**.

To earn revenue, a business incurs costs, such as wages of employees, salaries of managers, rent, insurance, advertising, freight, and utilities. Costs used to earn revenue are called **expenses**, which may be identified and reported in a variety of ways. For example, the cost of products sold is referred to as the **cost of merchandise sold**, **cost of sales**, or **cost of goods sold**. Other expenses are normally classified as either selling expenses or administrative expenses. **Selling expenses** include those costs directly related to the selling of a product or service. For example, selling expenses include such costs as sales salaries, sales commissions, freight, and advertising costs. **Administrative expenses** include other costs not directly related to the selling, such as officer salaries and other costs of the corporate office.

By comparing the revenues for a period to the related expenses, it can be determined whether the company has earned net income or incurred a net loss. **Net income** results when revenues exceed expenses. A **net loss** results when expenses exceed revenues.

As discussed next, the major role of accounting is to provide stakeholders with information on the financing, investing, and operating activities of businesses. Financial statements are one source of such information.



On a recent income statement, **Best Buy Co. Inc.** reported revenues of \$50,705 million, cost of goods sold of \$38,132 million, and selling and administrative expenses of \$10,242 million.

What Is Accounting and Its Role in Business?

The *role of accounting* is to provide information about the financing, investing, and operating activities of a company to its stakeholders. For example, accounting provides information for managers to use in operating the business. In addition, accounting provides information to other stakeholders, such as creditors, for assessing the economic performance and condition of the company.

In a general sense, **accounting** is defined as an information system that provides reports to stakeholders about the economic activities and condition of a business. This text focuses on accounting and its role in business. However, many of the concepts discussed also apply to individuals, governments, and not-for-profit organizations. For example, individuals must account for their hours worked, checks written, and bills paid. Stakeholders for individuals include creditors, dependents, and the government. A main interest of the government is making sure that individuals pay the proper taxes.

Accounting is often called the “language of business.” This is because accounting is a primary means by which business information is communicated to the stakeholders.

A primary purpose of accounting is to summarize the financial performance of the business for external stakeholders, such as banks and governmental agencies. The branch of accounting that is associated with preparing reports for users external to the business is called **financial accounting**. Accounting also can be used to guide management in making financing, investing, and operations decisions for the company. This branch of accounting is called **managerial accounting**. Financial and managerial accounting may overlap. For example, financial reports for external stakeholders are often used by managers in assessing the potential impact of their decisions on the company.

Obj 3

Define accounting and describe its role in business.



The chief accountant of a company is called the comptroller or chief financial officer.